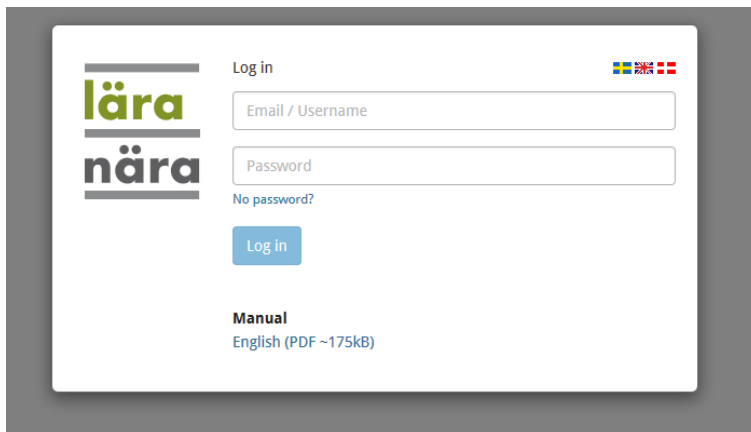


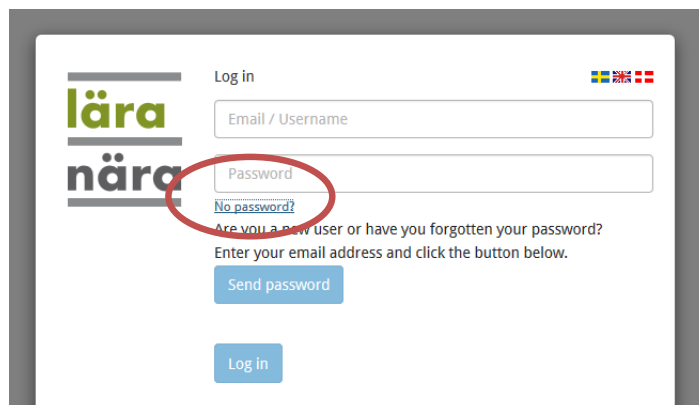
Manual to LäraNära Online

Go to <http://online.laranara.se>
This is what it should look like:



Log in or request a new password

Enter your e-mail address and password to log in. You may have received a password already. If not, enter your mail address and click “No password?”.



Then click “Send password”. A mail will be sent to you with further instructions to follow. If you would like to change your email address, or if your address is unknown, you will need to contact the course administrator.

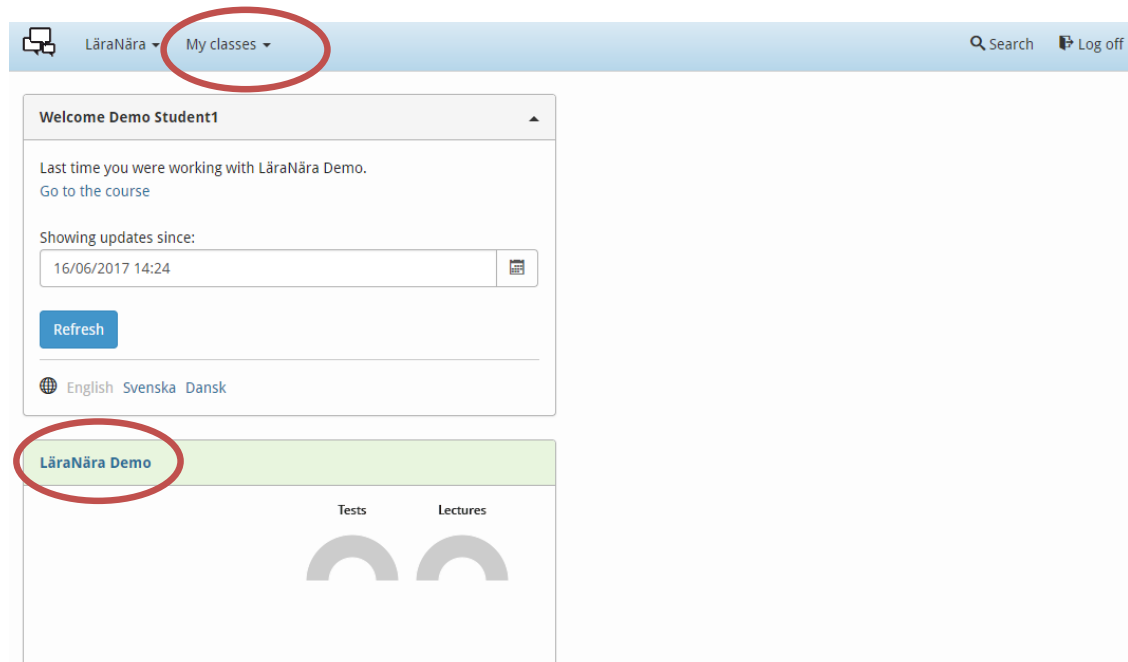
Verify your email address

The first time you log in to LäraNära you must verify your email address. To do this you click on the button “Send verification email”. Then check your mailbox. You should now have a new message from LäraNära. Click the link in the mail.

Start

After you have verified your email you can reach the start page of LäraNära. Here you find messages from LäraNära or your teachers. You also have a box for each of your classes with name and an overview of your progress in the course.

To continue, chose a class at menu “My classes” or click on the class name at the class box below.



The screenshot displays the LäraNära user interface. At the top, there is a navigation bar with the LäraNära logo, a "My classes" dropdown menu (circled in red), a search icon, and a "Log off" button. Below the navigation bar, a "Welcome Demo Student1" message is shown, along with a "Go to the course" link and a "Showing updates since:" field with a date and time selector (16/06/2017 14:24) and a "Refresh" button. Below this, there are language options: English, Svenska, and Dansk. The main content area features a green header for "LäraNära Demo" (circled in red) and two progress indicators for "Tests" and "Lectures", each represented by a semi-circle.

The class start

At the class start view you have a menu at the left where you can choose **Information** about the course and **Themes** where you find the course content.

In the bigger area to the right you can find information about the course content, your progress, latest messages, coming events on the timetable and notifications about changes in the course content and like since your last login.

The screenshot shows the LäraNära interface. At the top, there is a header with 'LäraNära' and 'My classes' on the left, and 'Search' and 'Log off' on the right. The main content area is divided into two columns. The left column is a menu with the following items: 'Information' (highlighted in green), 'Members', 'My progress', 'Timetable', 'Course log', 'Discussion board', 'Send email', and 'Files'. Below this are sections for 'Allmänt', 'Vårdutbildning', 'Gymnasie-nivå', 'Fysik', 'Slöjd', and 'Sport/Idrott'. The right column is titled 'Information' and contains several panels: 'About the course' with 'Start date - End date' of '15 Apr 2011 - 15 Aug 2022'; 'My progress' with 'Tests' and 'Lectures' both at 0; 'Messages' with a message from '16/06/2017' saying 'Välkommen till all ny lärdom'; and 'Timetable (all)' with two entries: '20/06/2017 11:00-13:00 Samling inför terminsstart' and '23/06/2017 11:00-12:00 Utvärdering av veckan'. At the bottom, it says 'Logged in as Demo Student1'. Two callout boxes are present: one pointing to 'Information' in the menu and another pointing to 'Gymnasie-nivå' in the menu.

Information

Theme

Navigation

The course organized in one or more themes. They are the blue headers.

Each theme contains one or more course units. That is the course material and where you make your assignments.

Each course unit is split into sub headers that you can click on.

The screenshot shows a course navigation interface. At the top, there is a navigation bar with links for 'LäraNära', 'Mina kurser', 'Admin', and 'Root'. On the right side of the bar are 'Resultat', 'Sök', and 'Logga ut'.

The main content area is divided into two columns. The left column, titled 'LäraNära Demo', contains a vertical list of course units: 'Information', 'Basgrupp: basgrupp 1', 'Basgrupp: basgrupp 2', 'Allmänt', 'Vårdutbildning', 'Gymnasie-nivå', 'Fysik', 'The Nuclear Mass and Binding Energy Properties and Units', 'Slöjd', and 'Sport/Idrott'. A callout box labeled 'Course unit' points to the 'The Nuclear Mass and Binding Energy Properties and Units' unit.

The right column, titled 'The Nuclear Mass and Binding Energy Properties and Units', contains a horizontal list of sub-headers: 'Introduktion', 'Föreläsningar', 'Länkar', 'Uppgifter', and 'Utvärdering'. A callout box labeled 'Sub headers' points to this list. Below the sub-headers, the text 'Av Heikki Tölli' is displayed. The 'Introduktion' sub-header is selected, and its content is shown in a box below: 'This course part handle the nuclear properties and in this lecture we focus on the nuclear binding energy and the nuclear mass. Fortunately, both are rather simple to calculate using the Einstein's relation between the particle mass and the energy.'

Lectures

The lectures are either still images with sound or a film sequence. Use the control to switch between screens. You can also make quick jumps between different parts of the presentation, pause and repeat the sound.

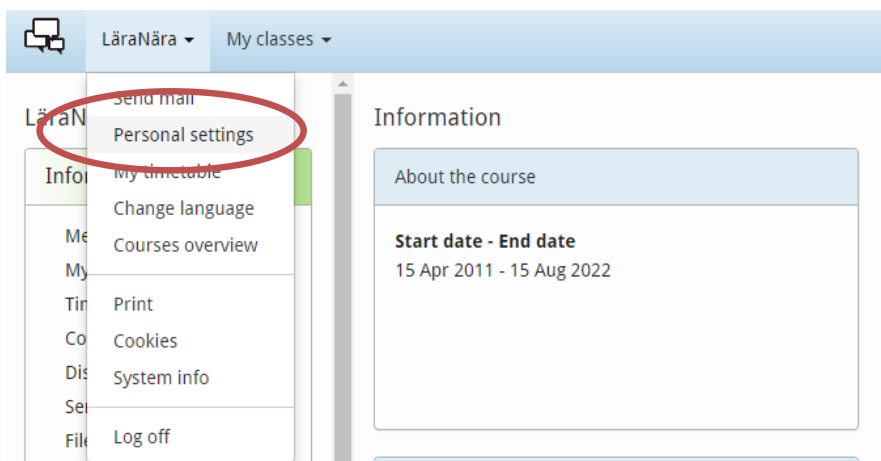
There are also some key board commands:

- Right or left arrow takes you forward or backward in the lecture
- Space stop/start the audio or video
- Esc for closing the lecture



Personal settings

At “Personal settings” you enter personal data, upload your photo and change password.



My progress

All your submitted responses and course leader's comments are saved in "My progress". There you can see which units of the course have been approved and what remains to be completed.

You can also click on a test to submit your answer.

LäraNära ▾ My classes ▾ Search Log off

LäraNära Demo

- Information
- Members
- My progress
- Timetable
- Course log
- Discussion board
- Send email
- Files

Allmänt

Vårdutbildning

Gymnasie-nivå

Fysik

Slöjd

Sport/Idrott

My progress

Started Confirmed Submitted Received by teacher Under review
Approved, but can be improved Approved Complement required Failed

Allmänt	Om LäraNära Evaluation missing	Flervalsfrågor Uppgifter före sammankomst
Vårdutbildning	Videnskabsteori humanvidenskab Evaluation missing	
	1. Vad innebär hälsa? - HÅLHÄLO AF Evaluation missing	Kursmoment 1 - Vad innebär hälsa?
	Akupunkturbehandling vid smärta Evaluation missing	
Gymnasie-nivå	Kommunikation Evaluation missing	Slutbetyg Teknisk rapport
Fysik	The Nuclear Mass and Binding Energy Evaluation missing	Multiple choice questions
	Quantities and Units Evaluation missing	Multiple choice questions
Slöjd	Introduktion till knopar Evaluation missing	

Logged in as Demo Student1